

3st on-line ErISFAVIA meeting

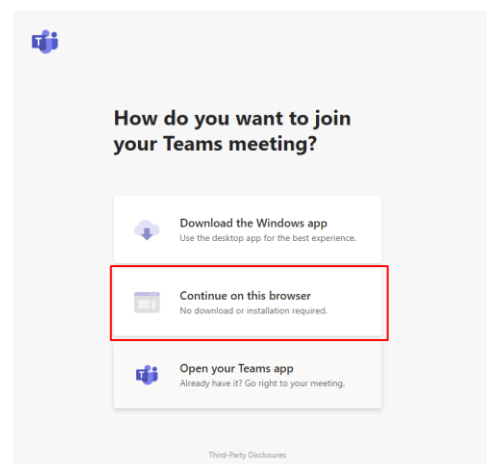
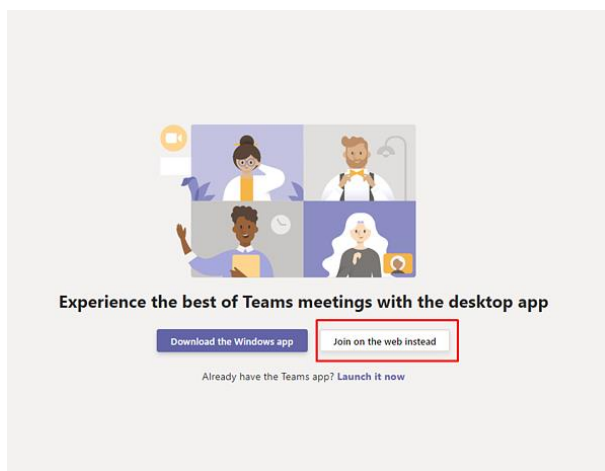
Join a team with a [link](#)

Step 1: Click the [link](#)

If you have Microsoft Teams installed, then you will get a popup dialog that encourages you to "Open Microsoft Teams". But if you don't have Microsoft Teams you will get a page that allows you to "Continue on this browser".

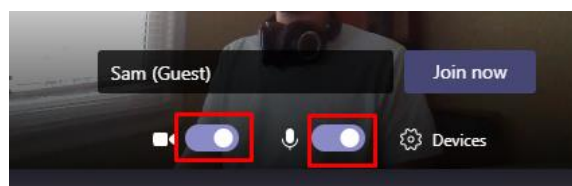
Step 2: Use the web browser option

Webpage that opens with choices for joining Teams meeting. If you have the Teams Desktop app downloaded onto your computer choose **Open your Teams app**, if not, select **Continue on this browser**. Teams will then open at a screen for you to join the meeting. Allow Teams to use your mic and camera for calls and meetings on this browser.

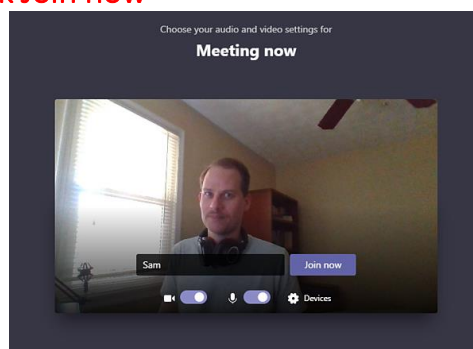


Optional: Configure devices

Prior to joining if you want you can click the "Devices" button and select Speaker, Microphone, Camera. You can also choose if you want the camera and microphone to be on or off by selecting them.



Step 3: Enter your name & click Join now



Congratulations! You are now in!